

Color	Range Beg.	Range End	Percent	Area (S.F.)
Light Green	0.00	10.00	78.4	1002693.99
Dark Green	10.01	15.00	13.4	171055.01
Orange	15.01	25.00	5.4	68606.91
Red	25.00	200.00	2.7	34128.66
				<u>1276484.57</u>



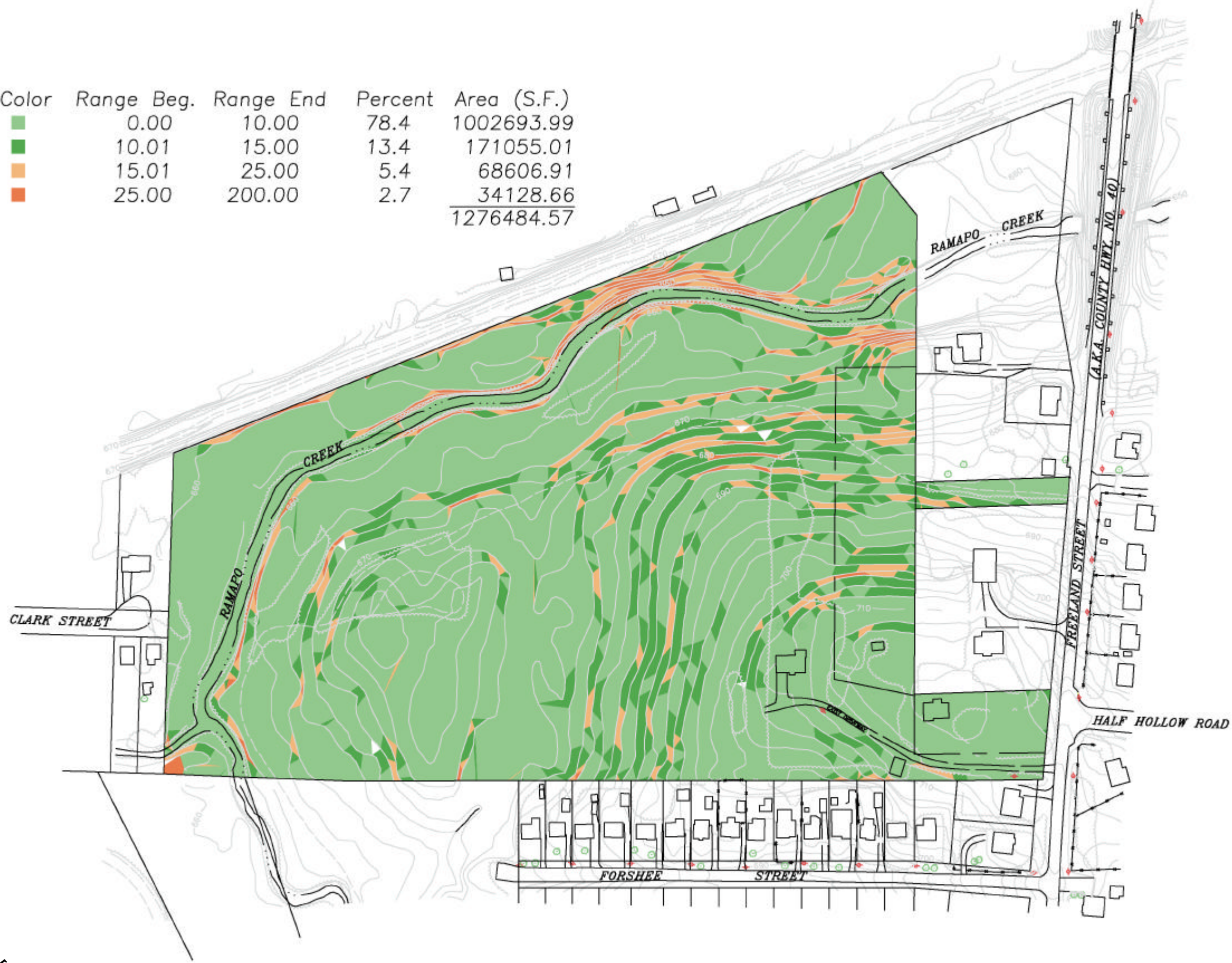


Figure 3.2-2: Existing Slopes
 Hidden Creek
 Village of Monroe, Orange County, New York
 Source: Pietrzak & Pfau Engineering & Surveying, PLLC
 Scale: 1 inch = 200 feet